



The SimplySnap Lighting solution addresses the needs of manufacturing environments that require performance, reliability, range, scale, and flexible control options.

Our software is designed to simplify the management of your lighting regardless of size. It also includes key features to help meet the wide variety of energy codes and provides a networking backbone for your Industrial Internet of Things. SimplySnap has a local browser interface built into each site controller and a cloud-based user interface for remote access. The cloud expands the lighting system to monitor energy use of critical equipment, support environmental sensors, and control large HVAC systems all from one interface.

SIMPLE USER INTERFACE

With SimplySnap, users can access and control their lighting system using a web browser on any computer or smart device.

The responsive design and intuitive user interface works great on laptops, tablets, or phones for quick access and real-time updates to the system. Our intelligent lighting system scales easily to support small sites with a few hundred lights, installations with thousands of locations, and larger sites with up to 10,000 lights.



KEY APPLICATIONS

MANUFACTURING FACILITIES

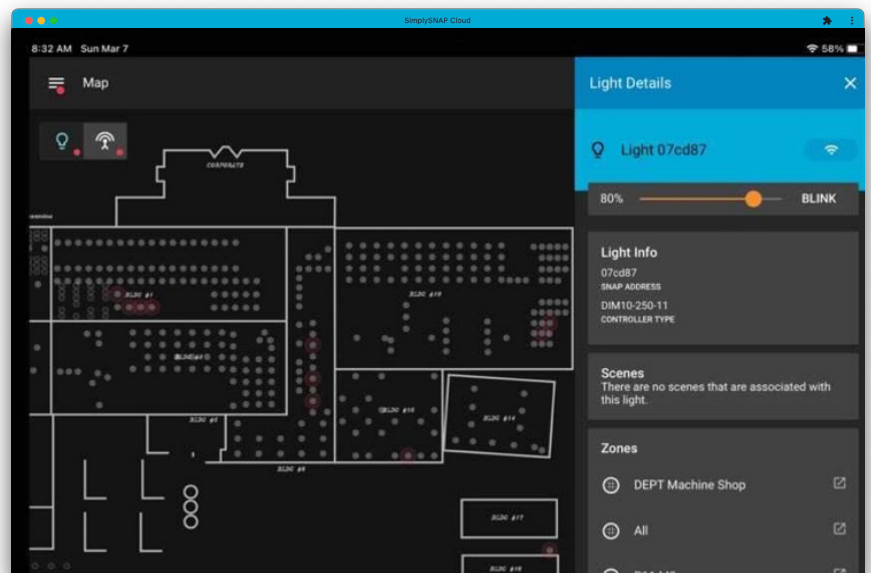


- + Automotive
- + Fabricated Metal
- + Foundries
- + Heavy Equipment
- + Light Industrial
- + Processing Plants
- + Parking Lots and Building Exteriors

SOFTWARE FEATURES

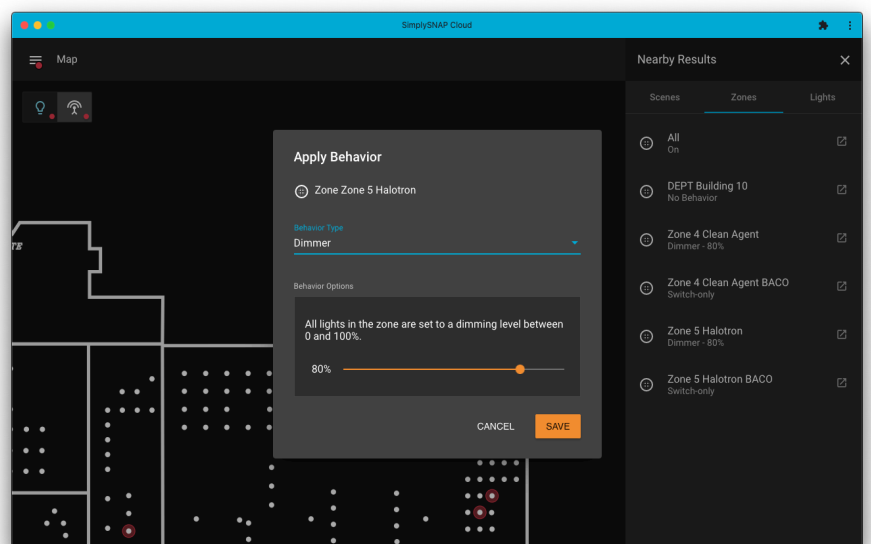
INTUITIVE USER INTERFACE

The map-based interface of SimplySnap provides fast and easy access to your lighting systems from anywhere. Control lights individually or by zone from a user interface that was designed to be easy to learn and easy to use.



ZONES

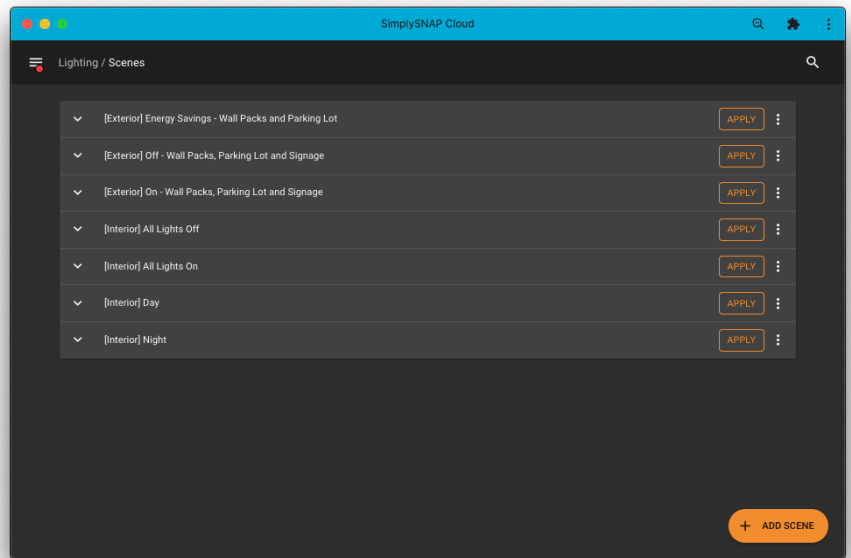
Create groups of lights based on the location, function, or type of fixture. This lets you make adjustments to entire areas or Zones with just a few clicks.



SOFTWARE FEATURES

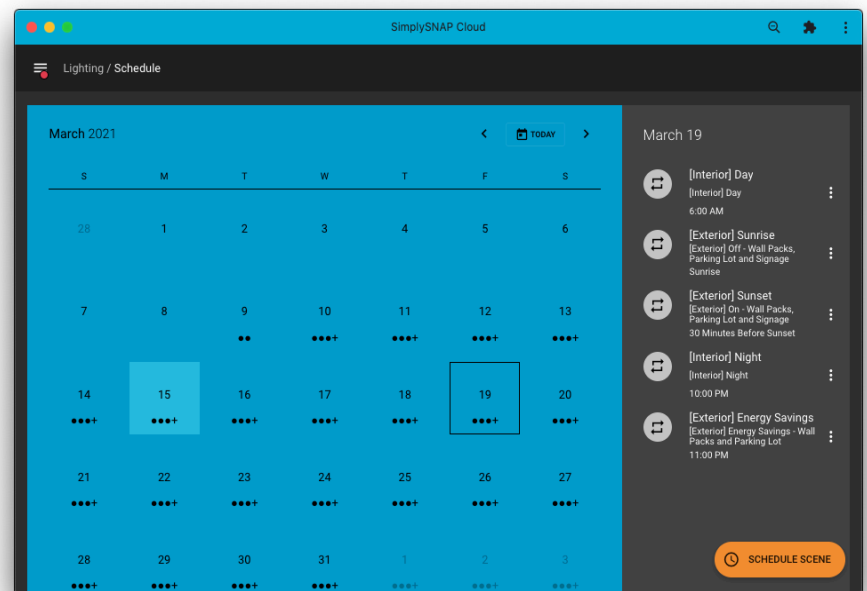
SCENES

Create a behavior or a group of behaviors for one or more control zones. Once created these scenes can be manually applied with a single click or set to a schedule.



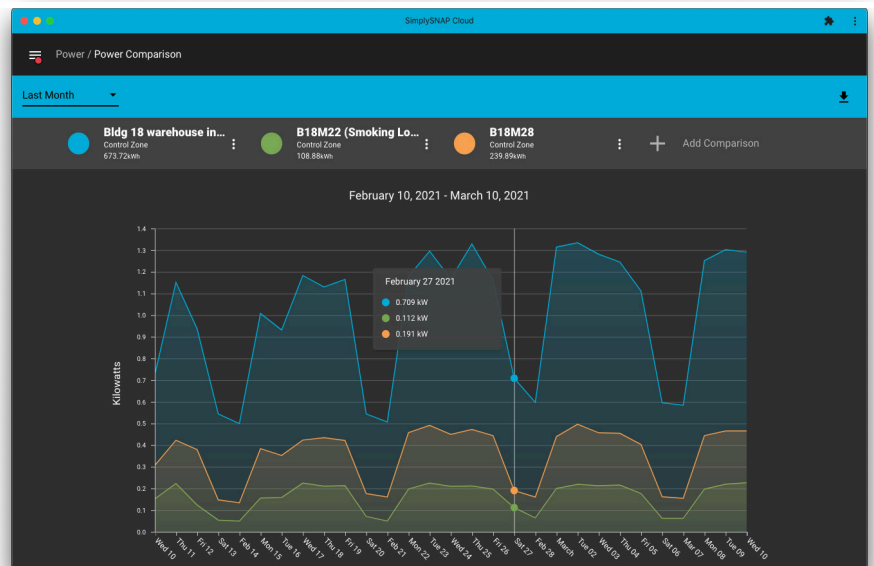
SCHEDULES

The built in calendar feature allows scenes to be scheduled out for several years. Pick a scene and a start date to add easy automation to your lighting control system.



ENERGY MONITORING

Gather data to understand the impact of different control strategies, schedules, and sensors. Compare energy usage across multiple zones and over a specific timeframe.



OTHER SOFTWARE FEATURES


- + Multi-site management: Single log-in and one interface to manage multiple sites
- + Sensor Support: Use Occupancy and Photocell sensors to manage behaviors across groups of lights
- + Daylight Harvesting: Supports Open-loop Daylight Harvesting, designed specifically for large interior spaces with natural light
- + Expansion: Use with other Synapse-enabled devices to add control of HVAC systems, compressed air, or energy monitoring
- + High-end Trim: Reduce energy use by adjusting the maximum light levels across the system
- + Task Tuning: Granular control to adjust light levels in specific areas for specific tasks
- + Alerts and Alarms: Notifications are sent immediately when issues are detected
- + External System Integration: Leverage the lighting controls with existing Building Management Systems (BMS)

HARDWARE COMPONENTS



CBSSW-450-002
Site Controller

The CBS Site Controllers are key components of every SimplySnap lighting control solution from Synapse. Site Controllers coordinate communication out to all the Synapse-enabled devices that are part of the mesh network. They manage system configuration details, gather power and status information, apply zone behaviors, store scheduled events, generate notifications, and update controllers when new features or enhancements are added.



DIM10-087-06, DIM10-087-06-FW, and DIM10-087-06-A

Embedded Light Controllers

Embedded controllers are available options from leading LED luminaire manufacturers. This makes it fast and easy to include Synapse controls for new installs or LED upgrade projects.



DIM10-220, TL7-B2, and TL7-HVG

Bolt-On and Twist-Lock Controllers

The external controllers from Synapse are a great solution to add controls to an existing lighting system or to add controls to lights without an embedded option.

CLOUD BASED LIGHTING SOFTWARE AND OPTIONS

Part #	Description
LM-BASE	12 month subscription to the Base Lighting Management Package
Optional Cloud Software	
SW-HVAC-BASE	12 month subscription. Schedule & triggered control of HVAC
SW-ENERGY-BASE	12 month subscription. kWh dashboards & threshold emails
SW-ENERGY-PT	Pilot energy management dashboards. 6 month pilot. 5 endpoints